

Trap #	Date	Species	Count	Percent
LC-001	LIGHT	Larimer	Berthoud	
		08/01/2018	Aedes (Oc.) dorsalis	6 3 %
		08/01/2018	Aedes vexans	64 34 %
		08/01/2018	Culex pipiens	15 8 %
		08/01/2018	Culex tarsalis	106 55 %
Trap Total			191	



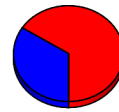
LC-049	LIGHT	Larimer	Berthoud North of Bunyan	
		08/01/2018	Aedes (Oc.) dorsalis	17 32 %
		08/01/2018	Aedes (Oc.) melanimon	2 4 %
		08/01/2018	Aedes vexans	34 64 %
Trap Total			53	




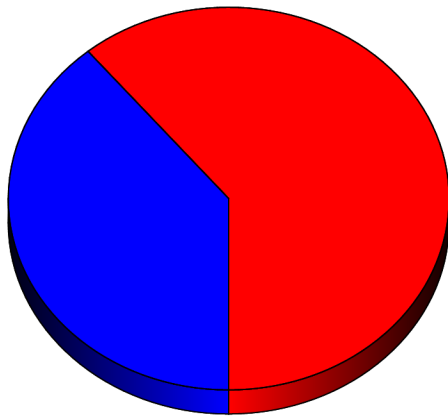
LC-053	LIGHT	Larimer	Berthoud West	
		08/01/2018	Aedes (Oc.) dorsalis	3 2 %
		08/01/2018	Aedes (Oc.) melanimon	1 1 %
		08/01/2018	Aedes vexans	25 20 %
		08/01/2018	Culex tarsalis	87 71 %
Trap Total			123	



Trap #	Date	Species	Count	Percent
LC-054	LIGHT	Larimer	Berthoud Point	
	08/01/2018	Aedes vexans	62	34 %
	08/01/2018	Culex tarsalis	120	66 %
Trap Total			182	



Grand Total **549**



TOTAL	%
214	39 %
0	0 %
335	61 %
0	0 %
0	0 %