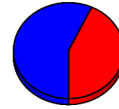
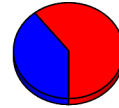


Trap #	Date	Species	Count	Percent
LC-001	LIGHT	Larimer	Berthoud	
	07/25/2018	Aedes vexans	131	57 %
	07/25/2018	Culex tarsalis	99	43 %
		Trap Total	230	



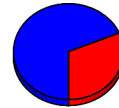
■ Aedes-Oc
■ Anopheles
■ Culex
 ...

LC-049	LIGHT	Larimer	Berthoud North of Bunyan	
	07/25/2018	Aedes vexans	28	39 %
	07/25/2018	Culex tarsalis	43	61 %
		Trap Total	71	



■ Aedes-Oc
■ Anopheles
■ Culex
 ...

LC-053	LIGHT	Larimer	Berthoud West	
	07/25/2018	Aedes (Oc.) melanimon	2	2 %
	07/25/2018	Aedes vexans	55	66 %
	07/25/2018	Culex pipiens	2	2 %
	07/25/2018	Culex tarsalis	24	29 %
		Trap Total	83	


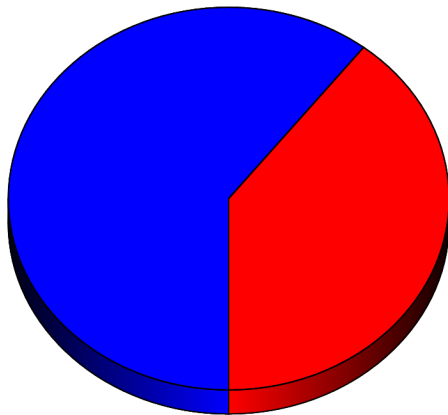


■ Aedes-Oc
■ Anopheles
■ Culex
 ...

Trap #	Date	Species	Count	Percent
LC-054	LIGHT	Larimer	Berthoud Point	
	07/25/2018	Aedes (Oc.) dorsalis	3	1 %
	07/25/2018	Aedes vexans	294	63 %
	07/25/2018	Culex pipiens	21	5 %
	07/25/2018	Culex tarsalis	146	31 %
Trap Total			464	



Grand Total 848



TOTAL	%
513	60 %
0	0 %
335	40 %
0	0 %
0	0 %