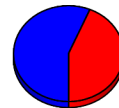
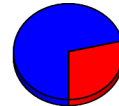


Trap #	Date	Species	Count	Percent
<b>LC-001</b>	<b>LIGHT</b>	<b>Larimer</b>	<b>Berthoud</b>	
	07/18/2018	Aedes (Oc.) dorsalis	92	29 %
	07/18/2018	Aedes (Oc.) melanimon	11	4 %
	07/18/2018	Aedes vexans	74	24 %
	07/18/2018	Culex pipiens	18	6 %
	07/18/2018	Culex tarsalis	119	38 %
		<b>Trap Total</b>	<b>314</b>	



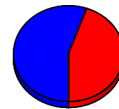
■ Aedes-Oc  
■ Anopheles  
■ Culex  
 ...

<b>LC-049</b>	<b>LIGHT</b>	<b>Larimer</b>	<b>Berthoud North of Bunyan</b>	
	07/18/2018	Aedes (Oc.) dorsalis	16	46 %
	07/18/2018	Aedes (Oc.) melanimon	2	6 %
	07/18/2018	Aedes vexans	7	20 %
	07/18/2018	Culex tarsalis	10	29 %
		<b>Trap Total</b>	<b>35</b>	



■ Aedes-Oc  
■ Anopheles  
■ Culex  
 ...

<b>LC-053</b>	<b>LIGHT</b>	<b>Larimer</b>	<b>Berthoud West</b>	
	07/18/2018	Aedes (Oc.) melanimon	3	5 %
	07/18/2018	Aedes vexans	33	51 %
	07/18/2018	Culex tarsalis	29	45 %
		<b>Trap Total</b>	<b>65</b>	


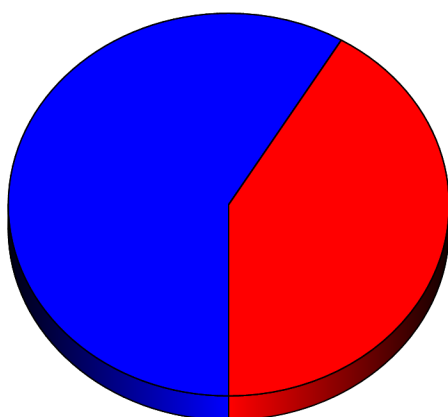


■ Aedes-Oc  
■ Anopheles  
■ Culex  
 ...

Trap #	Date	Species	Count	Percent
LC-054	LIGHT	Larimer	Berthoud Point	
	07/18/2018	Aedes (Oc.) melanimon	2	3 %
	07/18/2018	Aedes vexans	48	62 %
	07/18/2018	Culex tarsalis	28	36 %
<b>Trap Total</b>			<b>78</b>	



**Grand Total** 492



TOTAL	%
288	59 %
0	0 %
204	41 %
0	0 %
0	0 %