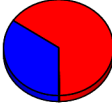
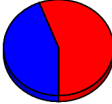


Trap #	Date	Species	Count	Percent
<b>LC-001</b>	<b>LIGHT</b>	<b>Larimer</b>	<b>Berthoud</b>	
	07/11/2018	Aedes (Oc.) dorsalis	1	0 %
	07/11/2018	Aedes vexans	104	34 %
	07/11/2018	Culex pipiens	10	3 %
	07/11/2018	Culex tarsalis	188	62 %
	07/11/2018	Culiseta inornata	1	0 %
		<b>Trap Total</b>	<b>304</b>	



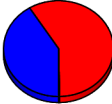
- Aedes-Oc
- Anopheles
- Culex
- ...

<b>LC-049</b>	<b>LIGHT</b>	<b>Larimer</b>	<b>Berthoud North of Bunyan</b>	
	07/11/2018	Aedes (Oc.) dorsalis	3	2 %
	07/11/2018	Aedes vexans	51	42 %
	07/11/2018	Culex pipiens	2	2 %
	07/11/2018	Culex tarsalis	66	54 %
		<b>Trap Total</b>	<b>122</b>	



- Aedes-Oc
- Anopheles
- Culex
- ...

<b>LC-053</b>	<b>LIGHT</b>	<b>Larimer</b>	<b>Berthoud West</b>	
	07/11/2018	Aedes (Oc.) dorsalis	22	4 %
	07/11/2018	Aedes (Oc.) melanimon	2	0 %
	07/11/2018	Aedes vexans	216	37 %
	07/11/2018	Culex tarsalis	341	58 %
	07/11/2018	Culiseta inornata	2	0 %
		<b>Trap Total</b>	<b>583</b>	


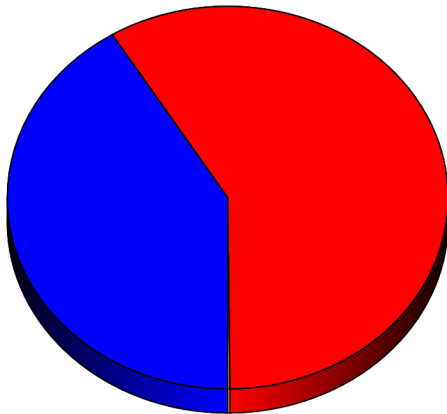


- Aedes-Oc
- Anopheles
- Culex
- ...

Trap #	Date	Species	Count	Percent
LC-054	LIGHT	Larimer	Berthoud Point	
	07/11/2018	Aedes (Oc.) dorsalis	25	3 %
	07/11/2018	Aedes vexans	332	40 %
	07/11/2018	Culex tarsalis	468	57 %
<b>Trap Total</b>			<b>825</b>	



**Grand Total** 1,834



TOTAL	%
756	41 %
0	0 %
1,075	59 %
3	0 %
0	0 %