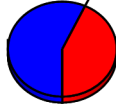
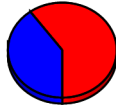
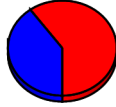

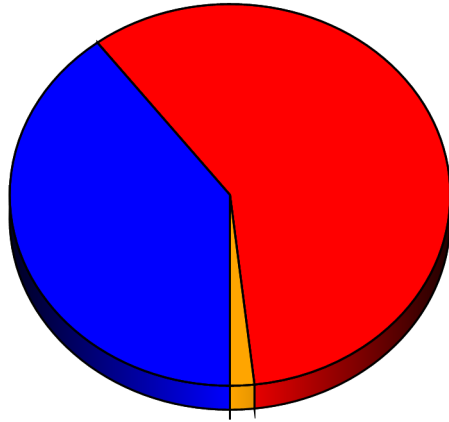


Trap #	Date	Species	Count	Percent
LC-001	LIGHT	Larimer Berthoud		
		08/02/2017	Aedes (Oc.) dorsalis	2 3 %
		08/02/2017	Aedes vexans	31 53 %
		08/02/2017	Culex pipiens	2 3 %
		08/02/2017	Culex tarsalis	23 40 %
Trap Total			58	
 <ul style="list-style-type: none"> ■ Aedes-Oc ■ Anopheles ■ Culex ■ Culiseta ■ Other 				
LC-049	LIGHT	Larimer Berthoud North of Bunyan		
		08/02/2017	Aedes (Oc.) dorsalis	3 8 %
		08/02/2017	Aedes vexans	13 32 %
		08/02/2017	Culex tarsalis	24 60 %
Trap Total			40	
 <ul style="list-style-type: none"> ■ Aedes-Oc ■ Anopheles ■ Culex ■ Culiseta ■ Other 				
LC-053	LIGHT	Larimer Berthoud West		
		08/02/2017	Aedes (Oc.) dorsalis	1 3 %
		08/02/2017	Aedes vexans	13 37 %
		08/02/2017	Culex tarsalis	21 60 %
Trap Total			35	
 <ul style="list-style-type: none"> ■ Aedes-Oc ■ Anopheles ■ Culex ■ Culiseta ■ Other 				
LC-054	LIGHT	Larimer Berthoud Point		
		08/02/2017	Aedes vexans	49 33 %
		08/02/2017	Culex pipiens	9 6 %
		08/02/2017	Culex tarsalis	86 58 %
		08/02/2017	Culiseta inornata	5 3 %
Trap Total			149	
 <ul style="list-style-type: none"> ■ Aedes-Oc ■ Anopheles ■ Culex ■ Culiseta ■ Other 				
Grand Total			282	

Trap #	Date	Species	Count	Percent
--------	------	---------	-------	---------



■ Aedes-OC
■ Anopheles
■ Culex
■ Culiseta
■ Other

TOTAL	%
112	40 %
0	0 %
165	59 %
5	2 %
0	0 %