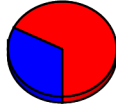
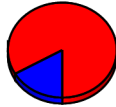
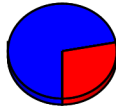
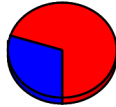

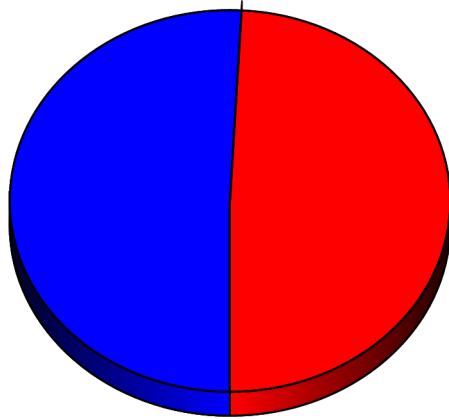


Trap #	Date	Species	Count	Percent
LC-001	LIGHT	Larimer	Berthoud	
	07/19/2017	Aedes (Oc.) dorsalis	7	3 %
	07/19/2017	Aedes vexans	80	30 %
	07/19/2017	Culex pipiens	11	4 %
	07/19/2017	Culex tarsalis	170	63 %
		Trap Total	268	
				 <ul style="list-style-type: none"> ■ Aedes-Oc ■ Anopheles ■ Culex ■ Culiseta ■ Other
LC-049	LIGHT	Larimer	Berthoud North of Bunyan	
	07/19/2017	Aedes vexans	1	17 %
	07/19/2017	Culex tarsalis	5	83 %
		Trap Total	6	
				 <ul style="list-style-type: none"> ■ Aedes-Oc ■ Anopheles ■ Culex ■ Culiseta ■ Other
LC-053	LIGHT	Larimer	Berthoud West	
	07/19/2017	Aedes (Oc.) melanimon	3	1 %
	07/19/2017	Aedes vexans	283	71 %
	07/19/2017	Culex tarsalis	111	28 %
		Trap Total	397	
				 <ul style="list-style-type: none"> ■ Aedes-Oc ■ Anopheles ■ Culex ■ Culiseta ■ Other
LC-054	LIGHT	Larimer	Berthoud Point	
	07/19/2017	Aedes (Oc.) dorsalis	3	2 %
	07/19/2017	Aedes (Oc.) melanimon	7	4 %
	07/19/2017	Aedes vexans	37	24 %
	07/19/2017	Culex pipiens	8	5 %
	07/19/2017	Culex tarsalis	102	65 %
		Trap Total	157	
				 <ul style="list-style-type: none"> ■ Aedes-Oc ■ Anopheles ■ Culex ■ Culiseta ■ Other
			Grand Total	828

Trap #	Date	Species	Count	Percent
--------	------	---------	-------	---------



TOTAL	%
421	51 %
0	0 %
407	49 %
0	0 %
0	0 %