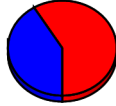

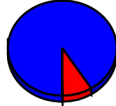


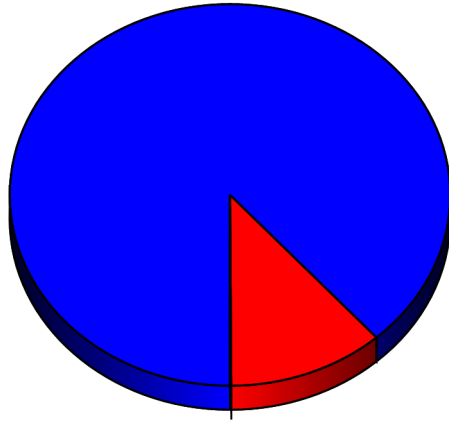


Trap #	Date	Species	Count	Percent
LC-001	LIGHT	Larimer	Berthoud	
	07/04/2017	Aedes (Oc.) dorsalis	1	2 %
	07/04/2017	Aedes vexans	18	39 %
	07/04/2017	Culex pipiens	2	4 %
	07/04/2017	Culex tarsalis	25	54 %
		Trap Total	46	
				 <ul style="list-style-type: none"> ■ Aedes-Oc ■ Anopheles ■ Culex ■ Culiseta ■ Other
LC-049	LIGHT	Larimer	Berthoud North of Bunyan	
	07/04/2017	Aedes vexans	1	17 %
	07/04/2017	Culex tarsalis	5	83 %
		Trap Total	6	
				 <ul style="list-style-type: none"> ■ Aedes-Oc ■ Anopheles ■ Culex ■ Culiseta ■ Other
LC-053	LIGHT	Larimer	Berthoud West	
	07/04/2017	Aedes (Oc.) dorsalis	11	1 %
	07/04/2017	Aedes (Oc.) melanimon	8	0 %
	07/04/2017	Aedes vexans	1,786	90 %
	07/04/2017	Culex pipiens	1	0 %
	07/04/2017	Culex tarsalis	174	9 %
	07/04/2017	Culiseta inornata	2	0 %
		Trap Total	1,982	
				 <ul style="list-style-type: none"> ■ Aedes-Oc ■ Anopheles ■ Culex ■ Culiseta ■ Other
LC-054	LIGHT	Larimer	Berthoud Point	
	07/04/2017	Aedes (Oc.) melanimon	2	5 %
	07/04/2017	Aedes vexans	7	18 %
	07/04/2017	Culex pipiens	1	2 %
	07/04/2017	Culex tarsalis	30	75 %
		Trap Total	40	
				 <ul style="list-style-type: none"> ■ Aedes-Oc ■ Anopheles ■ Culex ■ Culiseta ■ Other
			Grand Total	2,074

Trap #	Date	Species	Count	Percent
--------	------	---------	-------	---------



TOTAL	%
1,834	88 %
0	0 %
238	11 %
2	0 %
0	0 %