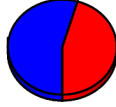

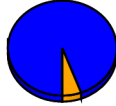


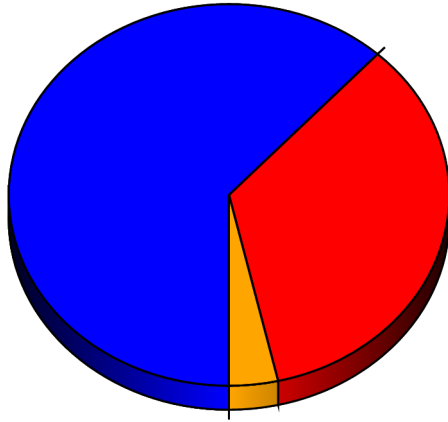


Trap #	Date	Species	Count	Percent
LC-001	LIGHT	Larimer	Berthoud	
		06/28/2017	Aedes vexans	6 55 %
	06/28/2017	Culex tarsalis	5 45 %	
	Trap Total			11
 <ul style="list-style-type: none"> ■ Aedes-Oc ■ Anopheles ■ Culex ■ Culiseta ■ Other 				
LC-049	LIGHT	Larimer	Berthoud North of Bunyan	
		06/28/2017	Aedes vexans	1 20 %
	06/28/2017	Culex tarsalis	4 80 %	
	Trap Total			5
 <ul style="list-style-type: none"> ■ Aedes-Oc ■ Anopheles ■ Culex ■ Culiseta ■ Other 				
LC-053	LIGHT	Larimer	Berthoud West	
		06/28/2017	Aedes (Oc.) dorsalis	3 4 %
		06/28/2017	Aedes vexans	64 90 %
	06/28/2017	Culiseta inornata	4 6 %	
	Trap Total			71
 <ul style="list-style-type: none"> ■ Aedes-Oc ■ Anopheles ■ Culex ■ Culiseta ■ Other 				
LC-054	LIGHT	Larimer	Berthoud Point	
		06/28/2017	Aedes (Oc.) dorsalis	6 2 %
		06/28/2017	Aedes vexans	127 51 %
		06/28/2017	Culex tarsalis	107 43 %
	06/28/2017	Culiseta inornata	8 3 %	
Trap Total			248	
 <ul style="list-style-type: none"> ■ Aedes-Oc ■ Anopheles ■ Culex ■ Culiseta ■ Other 				
Grand Total			335	

Trap #	Date	Species	Count	Percent
--------	------	---------	-------	---------



TOTAL	%
207	62 %
0	0 %
116	35 %
12	4 %
0	0 %