



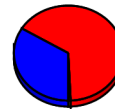
Trap #	Date	Species	Count	Percent
<b>LC-001</b>	<b>LIGHT</b>	<b>Larimer</b>	<b>Berthoud</b>	
	06/21/2017	Aedes (Oc.) dorsalis	1	2 %
	06/21/2017	Aedes (Oc.) melanimon	1	2 %
	06/21/2017	Aedes vexans	50	79 %
	06/21/2017	Culex pipiens	1	2 %
	06/21/2017	Culex tarsalis	9	14 %
	06/21/2017	Culiseta inornata	1	2 %
		<b>Trap Total</b>	<b>63</b>	




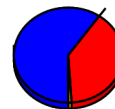
<b>LC-049</b>	<b>LIGHT</b>	<b>Larimer</b>	<b>Berthoud North of Bunyan</b>	
	06/21/2017	Aedes (Oc.) dorsalis	2	22 %
	06/21/2017	Aedes vexans	5	56 %
	06/21/2017	Culex spp	1	11 %
	06/21/2017	Culex tarsalis	1	11 %
		<b>Trap Total</b>	<b>9</b>	



<b>LC-053</b>	<b>LIGHT</b>	<b>Larimer</b>	<b>Berthoud West</b>	
	06/21/2017	Aedes (Oc.) dorsalis	10	4 %
	06/21/2017	Aedes (Oc.) increpitus	2	1 %
	06/21/2017	Aedes (Oc.) melanimon	3	1 %
	06/21/2017	Aedes vexans	80	28 %
	06/21/2017	Culex pipiens	1	0 %
	06/21/2017	Culex tarsalis	184	65 %
	06/21/2017	Culiseta inornata	2	1 %
		<b>Trap Total</b>	<b>282</b>	

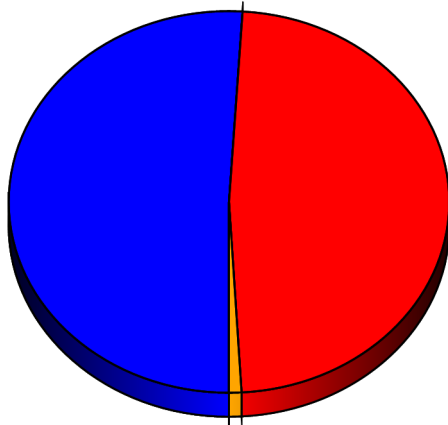


<b>LC-054</b>	<b>LIGHT</b>	<b>Larimer</b>	<b>Berthoud Point</b>	
	06/21/2017	Aedes (Oc.) dorsalis	16	5 %
	06/21/2017	Aedes vexans	166	54 %
	06/21/2017	Culex tarsalis	120	39 %
	06/21/2017	Culiseta inornata	3	1 %
		<b>Trap Total</b>	<b>305</b>	



Trap #	Date	Species	Count	Percent
--------	------	---------	-------	---------

Grand Total 659



	TOTAL	%
Aedes-OC	336	51 %
Anopheles	0	0 %
Culex	317	48 %
Culiseta	6	1 %
Other	0	0 %