



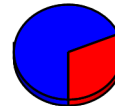
Trap #	Date	Species	Count	Percent
LC-001 LIGHT	Larimer	Berthoud		
	06/14/2017	Aedes (Oc.) dorsalis	1	6 %
	06/14/2017	Aedes vexans	12	75 %
	06/14/2017	Culex tarsalis	3	19 %
Trap Total			16	



LC-049 LIGHT	Larimer	Berthoud North of Bunyan		
	06/14/2017	Aedes (Oc.) dorsalis	9	43 %
	06/14/2017	Aedes vexans	10	48 %
	06/14/2017	Culex tarsalis	2	10 %
Trap Total			21	



LC-053 LIGHT	Larimer	Berthoud West		
	06/14/2017	Aedes (Oc.) dorsalis	3	19 %
	06/14/2017	Aedes (Oc.) melanimon	1	6 %
	06/14/2017	Aedes vexans	7	44 %
	06/14/2017	Culex tarsalis	5	31 %
Trap Total			16	

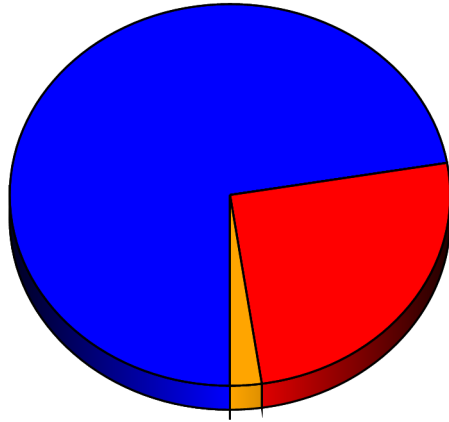


LC-054 LIGHT	Larimer	Berthoud Point		
	06/14/2017	Aedes (Oc.) dorsalis	3	4 %
	06/14/2017	Aedes vexans	48	62 %
	06/14/2017	Culex tarsalis	23	30 %
	06/14/2017	Culiseta inornata	3	4 %
Trap Total			77	



Grand Total 130

Trap #	Date	Species	Count	Percent
--------	------	---------	-------	---------



■ Aedes-OC
■ Anopheles
■ Culex
■ Culiseta
■ Other

TOTAL	%
94	72 %
0	0 %
33	25 %
3	2 %
0	0 %