


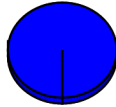

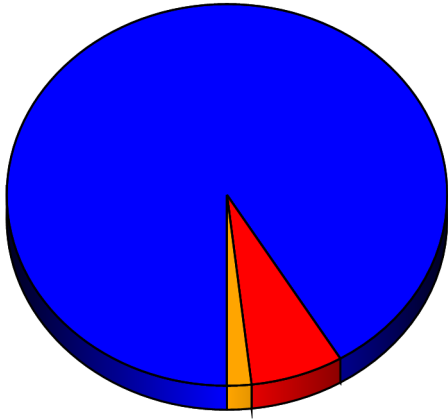


Trap #	Date	Species	Count	Percent
LC-001	LIGHT	Larimer	Berthoud	
	06/07/2017	Aedes (Oc.) dorsalis	2	10 %
	06/07/2017	Aedes vexans	18	86 %
	06/07/2017	Culex tarsalis	1	5 %
		Trap Total	21	
				 <ul style="list-style-type: none"> ■ Aedes-Oc ■ Anopheles ■ Culex ■ Culiseta ■ Other
LC-049	LIGHT	Larimer	Berthoud North of Bunyan	
	06/07/2017	Aedes (Oc.) dorsalis	27	59 %
	06/07/2017	Aedes vexans	17	37 %
	06/07/2017	Culex tarsalis	2	4 %
		Trap Total	46	
				 <ul style="list-style-type: none"> ■ Aedes-Oc ■ Anopheles ■ Culex ■ Culiseta ■ Other
LC-053	LIGHT	Larimer	Berthoud West	
	06/07/2017	Aedes (Oc.) dorsalis	29	13 %
	06/07/2017	Aedes vexans	163	75 %
	06/07/2017	Culex tarsalis	20	9 %
	06/07/2017	Culiseta inornata	6	3 %
		Trap Total	218	
				 <ul style="list-style-type: none"> ■ Aedes-Oc ■ Anopheles ■ Culex ■ Culiseta ■ Other
LC-054	LIGHT	Larimer	Berthoud Point	
	06/07/2017	Aedes (Oc.) dorsalis	3	6 %
	06/07/2017	Aedes (Oc.) nigromaculi	2	4 %
	06/07/2017	Aedes vexans	47	90 %
		Trap Total	52	
				 <ul style="list-style-type: none"> ■ Aedes-Oc ■ Anopheles ■ Culex ■ Culiseta ■ Other
			Grand Total	337

Trap #	Date	Species	Count	Percent
--------	------	---------	-------	---------



TOTAL	%
308	91 %
0	0 %
23	7 %
6	2 %
0	0 %