



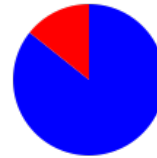
Adult Trap Data - Detail

Start Date: 06/25/2019 End Date: 06/26/2019

Berthoud

Trap #	Date	Species	Count	Percent
--------	------	---------	-------	---------

LC-001	CDC Light Trap	Larimer	Berthoud Park		
		06/25/2019	<i>Aedes melanimon</i>	1	14.3%
		06/25/2019	<i>Aedes vexans</i>	5	71.4%
		06/25/2019	<i>Culex pipiens</i>	1	14.3%
			Total	7	



- *Aedes-Oc*
- *Anopheles*
- *Culex*
- *Culiseta*
- *Other*

LC-049	CDC Light Trap	Larimer	Berthoud North		
		06/25/2019	No Mosquitoes	0	NaN%
			Total	0	

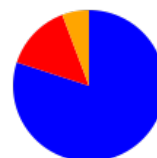
- *Aedes-Oc*
- *Anopheles*
- *Culex*
- *Culiseta*
- *Other*

LC-053	CDC Light Trap	Larimer	Berthoud West		
		06/25/2019	<i>Aedes increpitus</i>	1	14.3%
		06/25/2019	<i>Aedes vexans</i>	3	42.9%
		06/25/2019	<i>Culex tarsalis</i>	3	42.9%
			Total	7	



- *Aedes-Oc*
- *Anopheles*
- *Culex*
- *Culiseta*
- *Other*

LC-054	CDC Light Trap	Larimer	Berthoud Point		
		06/25/2019	<i>Aedes increpitus</i>	7	10.0%
		06/25/2019	<i>Aedes melanimon</i>	3	4.3%
		06/25/2019	<i>Aedes vexans</i>	46	65.7%
		06/25/2019	<i>Culex tarsalis</i>	10	14.3%
		06/25/2019	<i>Culiseta inornata</i>	4	5.7%
			Total	70	



- *Aedes-Oc*
- *Anopheles*
- *Culex*
- *Culiseta*
- *Other*

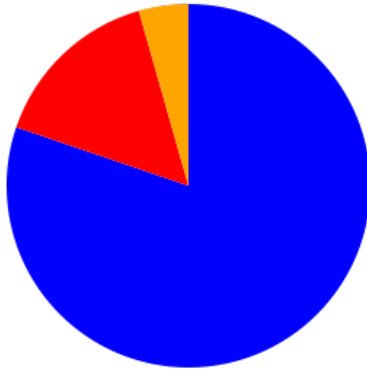
LC-055	CDC Light Trap	Larimer	Berthoud East		
--------	----------------	---------	---------------	--	--

Trap #	Date	Species	Count	Percent
--------	------	---------	-------	---------

	06/25/2019	<i>Aedes dorsalis</i>	1	14.3%
	06/25/2019	<i>Aedes melanimon</i>	1	14.3%
	06/25/2019	<i>Aedes vexans</i>	5	71.4%
		Total	7	



- *Aedes-Oc*
- *Anopheles*
- *Culex*
- *Culiseta*
- *Other*



		TOTAL	%
■	<i>Aedes-Oc</i>	73	80.2%
■	<i>Anopheles</i>	0	0.0%
■	<i>Culex</i>	14	15.4%
■	<i>Culiseta</i>	4	4.4%
■	<i>Other</i>	0	0.0%