




Adult Trap Data - Detail

Start Date: 06/18/2019 End Date: 06/19/2019

Berthoud

Trap #	Date	Species	Count	Percent
--------	------	---------	-------	---------


LC-001	CDC Light Trap	Larimer	Berthoud Park		
		06/18/2019	<i>Aedes dorsalis</i>	1	5.9%
		06/18/2019	<i>Aedes vexans</i>	16	94.1%
			Total	17	



- *Aedes-Oc*
- *Anopheles*
- *Culex*
- *Culiseta*
- *Other*

LC-049	CDC Light Trap	Larimer	Berthoud North		
--------	----------------	---------	----------------	--	--


		06/18/2019	<i>Aedes dorsalis</i>	1	11.1%
		06/18/2019	<i>Aedes vexans</i>	4	44.4%
		06/18/2019	<i>Culex tarsalis</i>	4	44.4%
			Total	9	



- *Aedes-Oc*
- *Anopheles*
- *Culex*
- *Culiseta*
- *Other*

LC-053	CDC Light Trap	Larimer	Berthoud West		
--------	----------------	---------	---------------	--	--


		06/18/2019	<i>Aedes dorsalis</i>	2	18.2%
		06/18/2019	<i>Aedes melanimon</i>	1	9.1%
		06/18/2019	<i>Aedes vexans</i>	8	72.7%
			Total	11	



- *Aedes-Oc*
- *Anopheles*
- *Culex*
- *Culiseta*
- *Other*

LC-054	CDC Light Trap	Larimer	Berthoud Point		
--------	----------------	---------	----------------	--	--

		06/18/2019	<i>Aedes increpitus</i>	2	9.5%
		06/18/2019	<i>Aedes melanimon</i>	2	9.5%
		06/18/2019	<i>Aedes vexans</i>	16	76.2%
		06/18/2019	<i>Culiseta inornata</i>	1	4.8%
			Total	21	

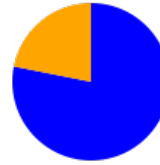


- *Aedes-Oc*
- *Anopheles*
- *Culex*
- *Culiseta*
- *Other*

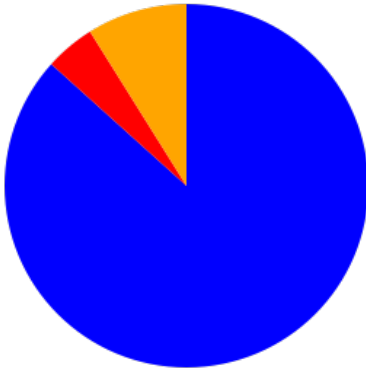
LC-055	CDC Light Trap	Larimer	Berthoud East		
--------	----------------	---------	---------------	--	--

Trap #	Date	Species	Count	Percent
--------	------	---------	-------	---------

	06/18/2019	<i>Aedes vexans</i>	25	78.1%
	06/18/2019	<i>Culiseta inornata</i>	7	21.9%
		Total	32	



- *Aedes-Oc*
- *Anopheles*
- *Culex*
- *Culiseta*
- *Other*



		TOTAL	%
■	<i>Aedes-Oc</i>	78	86.7%
■	<i>Anopheles</i>	0	0.0%
■	<i>Culex</i>	4	4.4%
■	<i>Culiseta</i>	8	8.9%
■	<i>Other</i>	0	0.0%