



# Adult Trap Data - Detail

Start Date: 06/04/2019 End Date: 06/05/2019

## Berthoud

Trap #		Date	Species	Count	Percent
LC-001	CDC Light Trap	Larimer	Berthoud Park		

06/04/2019	<i>Aedes vexans</i>	2	66.7%
06/04/2019	<i>Culex tarsalis</i>	1	33.3%
<b>Total</b>		<b>3</b>	



- *Aedes-Oc*
- *Anopheles*
- *Culex*
- *Culiseta*
- *Other*

LC-049	CDC Light Trap	Larimer	Berthoud North		
--------	----------------	---------	----------------	--	--

06/04/2019	No Mosquitoes	0	NaN%
<b>Total</b>		<b>0</b>	

- *Aedes-Oc*
- *Anopheles*
- *Culex*
- *Culiseta*
- *Other*

LC-053	CDC Light Trap	Larimer	Berthoud West		
--------	----------------	---------	---------------	--	--

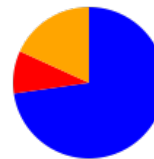
06/04/2019	<i>Aedes vexans</i>	1	100.0%
<b>Total</b>		<b>1</b>	



- *Aedes-Oc*
- *Anopheles*
- *Culex*
- *Culiseta*
- *Other*

LC-054	CDC Light Trap	Larimer	Berthoud Point		
--------	----------------	---------	----------------	--	--

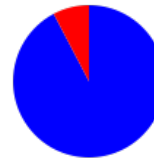
06/04/2019	<i>Aedes dorsalis</i>	1	4.5%
06/04/2019	<i>Aedes vexans</i>	15	68.2%
06/04/2019	<i>Culex pipiens</i>	2	9.1%
06/04/2019	<i>Culiseta inornata</i>	4	18.2%
<b>Total</b>		<b>22</b>	



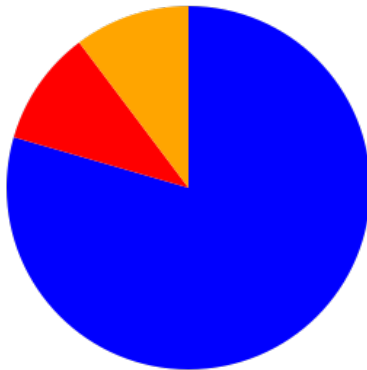
- *Aedes-Oc*
- *Anopheles*
- *Culex*
- *Culiseta*
- *Other*

LC-055 Berthoud East	CDC Light Trap	Larimer	Berthoud East		
----------------------	----------------	---------	---------------	--	--

Trap #	Date	Species	Count	Percent
	06/04/2019	<i>Aedes dorsalis</i>	12	92.3%
	06/04/2019	<i>Culex tarsalis</i>	1	7.7%
		<b>Total</b>	<b>13</b>	



- *Aedes-Oc*
- *Anopheles*
- *Culex*
- *Culiseta*
- *Other*



	TOTAL	%
<span style="color: blue;">■</span> <i>Aedes-Oc</i>	31	79.5%
<span style="color: yellow;">■</span> <i>Anopheles</i>	0	0.0%
<span style="color: red;">■</span> <i>Culex</i>	4	10.3%
<span style="color: orange;">■</span> <i>Culiseta</i>	4	10.3%
<span style="color: green;">■</span> <i>Other</i>	0	0.0%