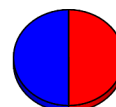


Trap #	Date	Species	Count	Percent	
LC-001	LIGHT	Larimer	Berthoud		
		08/22/2018	Aedes vexans	10	50 %
		08/22/2018	Culex tarsalis	10	50 %
Trap Total			20		



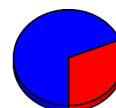
■ Aedes-Oc
■ Anopheles
■ Culex
 ...

LC-049	LIGHT	Larimer	Berthoud North of Bunyan		
		08/22/2018	Aedes (Oc.) dorsalis	2	40 %
		08/22/2018	Aedes vexans	1	20 %
		08/22/2018	Culex pipiens	1	20 %
		08/22/2018	Culiseta inornata	1	20 %
Trap Total			5		



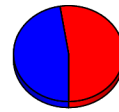
■ Aedes-Oc
■ Anopheles
■ Culex
 ...

LC-053	LIGHT	Larimer	Berthoud West		
		08/22/2018	Aedes vexans	20	69 %
		08/22/2018	Culex tarsalis	9	31 %
Trap Total			29		



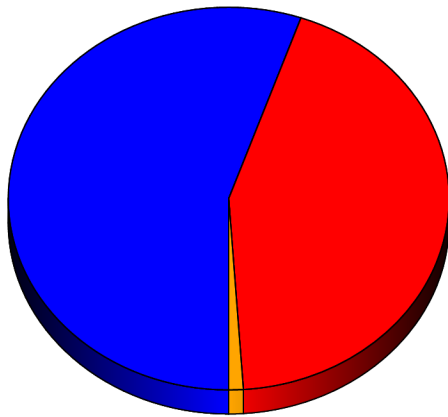
■ Aedes-Oc
■ Anopheles
■ Culex
 ...

Trap #	Date	Species	Count	Percent
LC-054	Larimer	Berthoud Point		
	08/22/2018	Aedes vexans	19	48 %
	08/22/2018	Culex tarsalis	21	52 %
Trap Total			40	



- Aedes-OC
- Anopheles
- Culex
- ...

Grand Total **94**



- Aedes-OC
- Anopheles
- Culex
- Culiseta
- Other

TOTAL	%
52	55 %
0	0 %
41	44 %
1	1 %
0	0 %