

BERTHOUD AT A GLANCE

Monthly Report
NOVEMBER 2017

- Sales & Use Tax revenue is 73% **over** budget for the month of November; \$281,403 was received and \$162,784 was budgeted.
- Town Revenue for the month of November including transfers between funds is \$1,407,607, a **decrease** of \$97,437 from October.
- Town Expenditures for the month of November are \$1,981,586, an **increase** of \$578,972 from October. This is due in part to wastewater bond payoffs.
- Town Revenue is 69% **over** budget thru November.
- Town Expenditures are 69% **under** budget thru November.

Sales Tax Review

NOVEMBER	Berthoud Sales Tax	Motor Vehicle Use Tax	Building Materials Use Tax	Combined Total
2017	125,076.25	68,348.06	87,978.56	281,402.87
2016	121,342.25	44,463.50	43,989.59	209,795.34
2015	117,798.31	41,833.89	30,858.77	190,490.97
2014	94,107.08	29,878.69	21,423.33	145,409.10

SALES TAX YEAR-TO-DATE FOR 2017

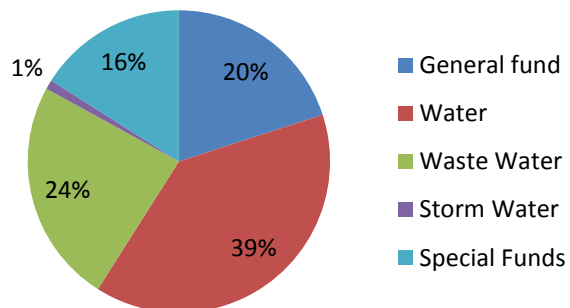
\$3,336,038.91

COMBINED STATEMENT OF REVENUES AND EXPENDITURES
NOVEMBER 2017

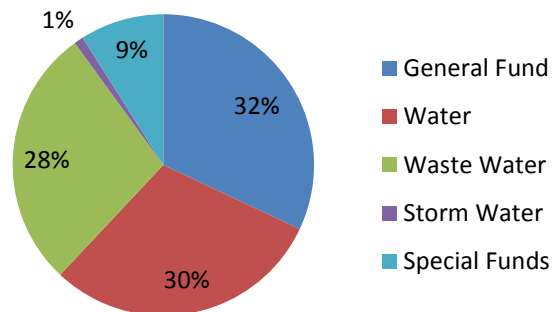
REVENUE	Current Month	YTD Actual	YTD Budget	% of Budget
General Fund	389,281	5,397,798	4,696,054	115%
Water	339,716	10,564,270	3,815,570	277%
Waste Water	370,388	6,370,540	4,215,332	151%
Storm Water	20,200	215,959	198,924	109%
Special Funds	288,022	4,195,992	2,885,916	145%
TOTAL REVENUE	1,407,607	26,744,559	15,811,796	169%
Prior Year Revenue	2,014,377	20,003,557	13,811,705	

EXPENDITURES	Current Month	YTD Actual	YTD Budget	% of Budget
General Fund	213,382	4,455,467	5,970,470	75%
Water	417,682	4,224,428	4,770,007	89%
Waste Water	1,292,835	3,923,369	4,792,766	82%
Storm Water	13,563	215,121	302,852	71%
Special Funds	44,124	1,232,117	4,500,859	27%
TOTAL EXPENDITURES	1,981,586	14,050,502	20,336,954	69%
Prior Year Expenses	531,828	16,337,343	17,686,135	

Revenue



Expenditures



2017

	YEAR TO DATE TOTALS THRU NOVEMBER 2017
Single Family Permits	380
Overall Permit Total	1238
Water Gallons Billed	282,292,000
Passports	2021
Cemetery	27 Funerals
Snow removal	138 hours

Building Permit & Permit Valuation by Year & 2017 YTD

	2013	2014	2015	2016	2017 YTD
Single-Family home permits	152	66	113	133	380
All permits (roofing, decks, additions, etc.)	533	2197	638	732	1238
Total Permit Value	\$35,550,777	\$17,873,000	\$32,187,613	\$44,282,530	\$92,976,259

Business Development November 2017 Highlights

- ✚ Responded to 2 inquiries (52 for the year)
- ✚ Signed additional lease for Old Town Hall tenant
- ✚ Followed up on Wilson Ranch inquiries
- ✚ Met with 2 companies interested in annexation
- ✚ Participated in Town Administrator interviews
- ✚ Met with Weld County Commissioners to present grant request
- ✚ Attended 7 local or regional meetings

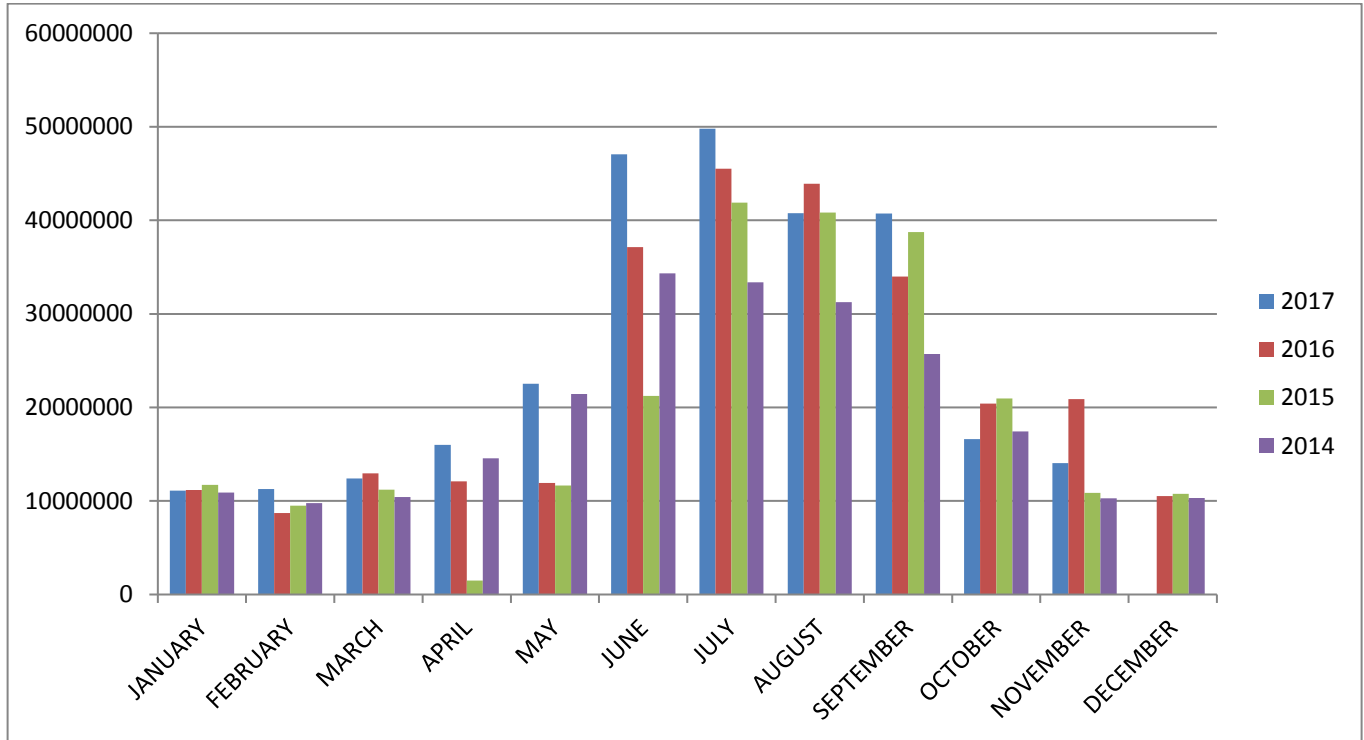
Streets and Cemetery November 2017 Highlights

- ✚ Grading on CR 7
- ✚ Thermoplastic striping
- ✚ Pothole patching
- ✚ Street sweeping
- ✚ Columbarium installation
- ✚ 1 funeral

Parks, Recreation, Pool, and Forestry November 2017 Highlights

- ✚ Updated website and Active Net
- ✚ Christmas light hanging
- ✚ Maintenance at Jaskowski property
- ✚ Hosted Scavenger Hunt
- ✚ Conducted educational nature presentation for Ivy Stockwell 1st grade
- ✚ Attended Tree Committee meeting, PORT committee meeting, CARA meetings
- ✚ Tree removal
- ✚ Consultations with public

BERTHOUD WATER USAGE



Personnel Summary

	Full-time	Part-time	Seasonal
Administration	8		
Economic Development	1		
Planning-Building	3		
Streets	4	1	
Recreation-Pool	4		5
Parks-Forestry	4		
BATS	1	2	
Water-Wastewater	4	1	